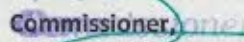


STATUS REPORT ON COLLECTION OF TAXES AND NON-TAXES FOR 2017-18-April

ULB : Adilabad

Sl.No	Tax Type	Tax Name	No.of Assessments/No	Demand Arrear	Demand Current	Total Demand	Collection Arrear	Collection Current	Total Collection	Balance Arrear	Balance Current	Total Balance	% of Collection	UpdatedDate
1	TAXES	Property Tax on Pvt.Properties	24529	86.07	420.75	506.82	85.92	399.56	488.13	0.15	18.54	18.69	96.31	10-Apr-18
2	TAXES	Property Tax on Govt.	853	203.14	48.01	251.15	28.22	31.06	59.28	174.92	16.95	191.87	23.6	10-Apr-18
3	TAXES	VLT on Private Properties	51	1.65	0.75	2.4	0	0	0	1.65	0.75	2.4	0	10-Apr-18
4	TAXES	VLT on Govt.Properties	6	1.75	0.85	2.6	0	0	0	1.75	0.85	2.6	0	10-Apr-18
5	TAXES	Tax on Advertisements	93	0	2.52	2.52	0	2.37	2.37	0	0.15	0.15	94.05	10-Apr-18
6	TAXES	Taxes on Animals	0	0	0	0	0	0	0	0	0	0	0	10-Apr-18
7	TAXES	Taxes on Carriage & Carts	0	0	0	0	0	0	0	0	0	0	0	10-Apr-18
		TAXES Total	25532	292.61	472.88	765.49	114.14	432.99	549.78	178.47	37.24	215.71	71.82	
8	NON TAXES	D&O Trade Licence Fees	2260	0	19.3	19.3	0	17.01	17.01	0	2.29	2.29	88.13	10-Apr-18
9	NON TAXES	Water Charges on Pvt.Properties	11789	273.99	127.14	401.13	41.37	50.72	92.09	232.62	76.42	309.04	22.96	10-Apr-18
10	NON TAXES	Water Charges on Govt.Properties	18	3.88	4.69	8.57	3.88	4.69	8.57	0	0	0	100	10-Apr-18
11	NON TAXES	Receipts from Sale of water	0	0	0	0	0	0	0	0	0	0	0	10-Apr-18
12	NON TAXES	Receipts from sale of water through tanker	0	0	0.01	0.01	0	0.01	0.01	0	0	0	100	10-Apr-18
13	NON TAXES	water Supply Donation	0	0	3.01	3.01	0	3.01	3.01	0	0	0	100	10-Apr-18
14	NON TAXES	Market Fees	0	0	12.62	12.62	0	12.62	12.62	0	0	0	100	10-Apr-18
15	NON TAXES	Encroachment Fees	0	0	0	0	0	0	0	0	0	0	0	10-Apr-18
16	NON TAXES	Layout Fees	0	0	20.98	20.98	0	20.98	20.98	0	0	0	100	10-Apr-18
17	NON TAXES	Building License Fee	0	0	0.73	0.73	0	0.73	0.73	0	0	0	100	10-Apr-18
18	NON TAXES	Betterment/Developmental Charges	0	0	1.07	1.07	0	1.07	1.07	0	0	0	100	10-Apr-18
19	NON TAXES	Shop Rooms Rent	120	101.36	52.45	153.81	27.89	20.68	48.57	73.47	31.77	105.24	31.58	10-Apr-18
20	NON TAXES	Quarter Rent	0	0	0	0	0	0	0	0	0	0	0	10-Apr-18
21	NON TAXES	Slaughter House Fee	0	0	0.79	0.79	0	0.79	0.79	0	0	0	100	10-Apr-18
22	NON TAXES	Cycle Stand Fee	0	0	4.35	4.35	0	4.35	4.35	0	0	0	100	10-Apr-18
23	NON TAXES	Sale of Rubbish	0	0	0	0	0	0	0	0	0	0	0	10-Apr-18
24	NON TAXES	Mutation Fee	0	0	41.58	41.58	0	41.58	41.58	0	0	0	100	10-Apr-18
25	NON TAXES	Certificate Fee & Sale of Forms	0	0	3.34	3.34	0	3.34	3.34	0	0	0	100	10-Apr-18
26	NON TAXES	Miscellaneous Fee	0	0	5.22	5.22	0	5.22	5.22	0	0	0	100	10-Apr-18
27	NON TAXES	Other Receipts	13	14.41	3.88	18.29	1	0.15	1.15	13.41	3.73	17.14	6.29	10-Apr-18
		NON TAXES Total	14200	393.64	301.16	694.8	74.14	186.95	261.09	319.5	114.21	433.71	37.58	
28	ASSIGNED REVENUE	Entertainment Tax	0	0	0	0	0	0	0	0	0	0	0	10-Apr-18
29	ASSIGNED REVENUE	Surcharge on Stamp Duty	0	0	0	0	0	0	0	0	0	0	0	10-Apr-18
30	ASSIGNED REVENUE	Profession Tax	0	0	0	0	0	0	0	0	0	0	0	10-Apr-18
31	ASSIGNED REVENUE	Magisterial fines	0	0	0	0	0	0	0	0	0	0	0	10-Apr-18
32	ASSIGNED REVENUE	Others,if any	0	0	0	0	0	0	0	0	0	0	0	10-Apr-18
		ASSIGNED REVENUE Total	0	0	0	0	0	0	0	0	0	0	NaN	
		GRAND TOTAL	39732	686.2499	774.04	1460.29	188.28	619.94	810.87	497.97	151.45	649.42	55.53	


 Commissioner,
 Adilabad Municipality

Property Tax Collection

STATEMENT SHOWING THE COLLECTION OF PROPERTY TAX FOR THE YEAR 2017-18 IN ADILABAD MUNICIPALITY (10-04-2018)


Year	Demand (Rs. In Lakhs)	Collection (Rs. In Lakhs)	Balance (Rs. In Lakhs)	% of Collection
2017-18	506.82	488.13	18.54	96.31



Commissioner,
Adilabad Municipality
Commissioner
Municipality, Adilabad.

Property Tax Coverage

STATEMENT SHOWING THE COVERAGE OF PROPERTY TAX FOR THE YEAR 2017-18 IN ADILABAD MUNICIPALITY

Year	Total no. Of Structures	Brought into the tax net System	% of Coverage	Remarks
2017-18	24529	24529	100	As and when the new Constructions are made, The same being are assessed


Commissioner,
Adilabad Municipality


Commissioner
Municipality, Adilabad